

VIDEO LIBRARY

OVERVIEW

To begin, click the **Video Library** tab

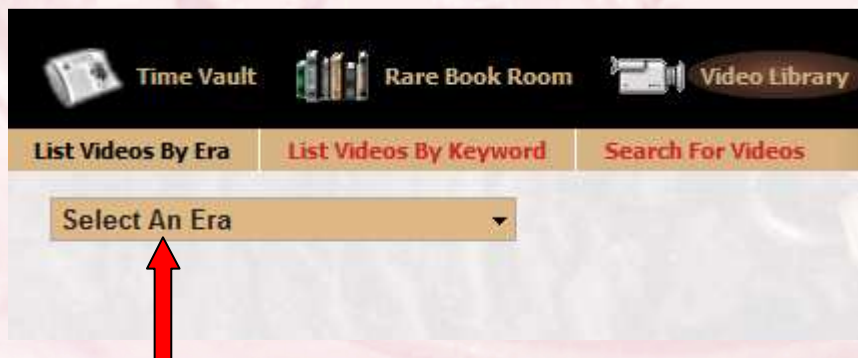


The menu bar now provides three search options →



The default is **“List Videos by Era”**

Note the **“Select An Era”** drop-down box →



Try that option by selecting the **Depression Era** →











Selecting an Era displays clickable icons of the era's videos →

Time Vault Rare Book Room Video Library Lessons Games My Favorites

List Videos By Era List Videos By Keyword Search For Videos

Depression Era - 1929-1941

Videos in Depression Era (1929-1941)

 <p>Length: 02:57</p>	<p>Babe Ruth - 1920s 1930s</p> <p>Experience the world of the legendary sports figure.</p> <p>Download iPod/Zune M4V</p>	 <p>Length: 06:49</p>	<p>Babe Ruth - There Are No Bad Kids - 1934</p> <p>Experience the non-baseball life of the legendary sports figure.</p> <p>Download iPod/Zune M4V</p>
 <p>Length: 03:34</p>	<p>FDR's Fireside Chat on the Drought</p> <p>President Franklin Roosevelt's 8th fireside chat, delivered by radio on September 6, 1936, in the middle of the Great Depression. He concentrates on relief efforts being made for farmers hit hard by drought</p>	 <p>Length: 04:03</p>	<p>Harlem Renaissance - 1920s 1930s</p> <p>Experience the rebirth of African American arts and literature.</p> <p>Download iPod/Zune M4V</p>
 <p>Length: 02:59</p>	<p>Florida - Reconstruction to Present</p> <p>Restored to Union - Jim Crow Period - Racial Violence - Great Migration - Great Depression - World War II - Economic Diversification - Population Expansion</p>	 <p>Length: 02:42</p>	<p>Migrant Farm Workers</p> <p>During the 1930s, large areas of the Great Plains suffered through drought and misuse of farm land. Erosion occurred on a vast scale, and many dust storms resulted. Some of the storms were immense</p>
	<p>Dust Bowl</p> <p>Experience the realities of devastation by dust during the Great Depression.</p>		<p>President Roosevelt speaks on the Pearl Harbor attack.</p> <p>See and hear President Franklin D. Roosevelt ask Congress to make a formal declaration of war</p>



Find a video of your choice and play it by clicking its center button.

A summary of the video's contents is provided, as indicated by the red arrow →

Journey Back In Time - Mozilla Firefox
http://journeybackintime.com/access/jbit.cgi

Time Vault Rare Book Room Video Library Lessons Games My Favorites

JOURNEY BACK IN TIME

List Videos By Era List Videos By Keyword Search For Videos

Depression Era 1929-1944 Add To Favorites Close Video Display Logout - mike

Video

*the middle
of the Great
Depression.*

~ JourneyBackInTime.com ~

00:10 / 03:34

President Franklin Roosevelt's 8th fireside chat, delivered by radio on September 6, 1936, in the middle of the Great Depression. He concentrates on relief efforts being made for farmers hit hard by drought.

Dust Bowl
Experience the realities of devastation by dust during the Great Depression.
[Download iPod/Zune M4V](#)
Length: 02:53

Pearl Harbor
See and hear President Franklin D. Roosevelt ask Congress to make a formal declaration of war against Japan.
[Download iPod/Zune M4V](#)
Length: 05:56

President Roosevelt speaks on the Pearl Harbor attack.
See and hear President Franklin D. Roosevelt ask Congress to make a formal declaration of war against Japan.
[Download iPod/Zune M4V](#)

Transferring data from journeybackintime.com...

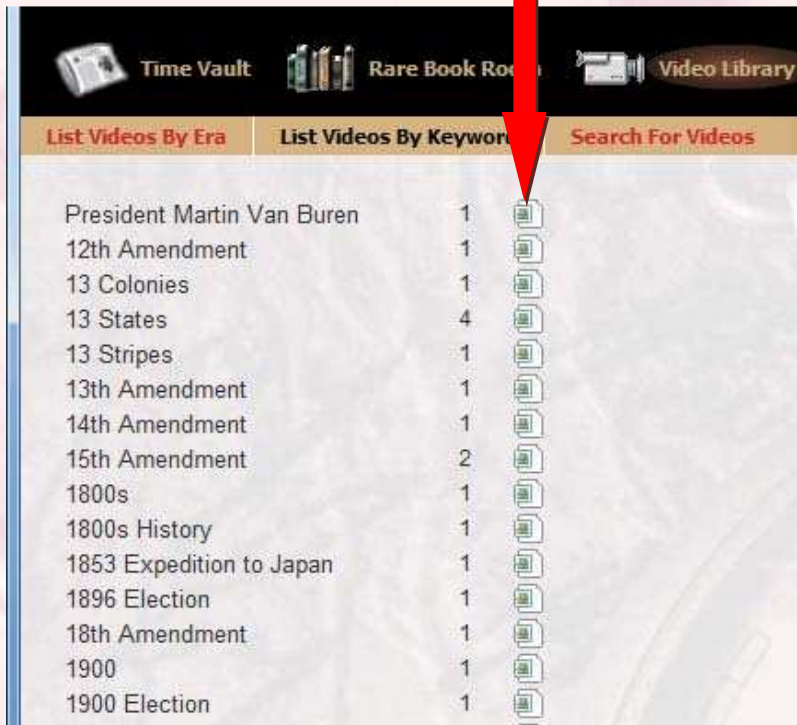


Another search option is by KEYWORD →



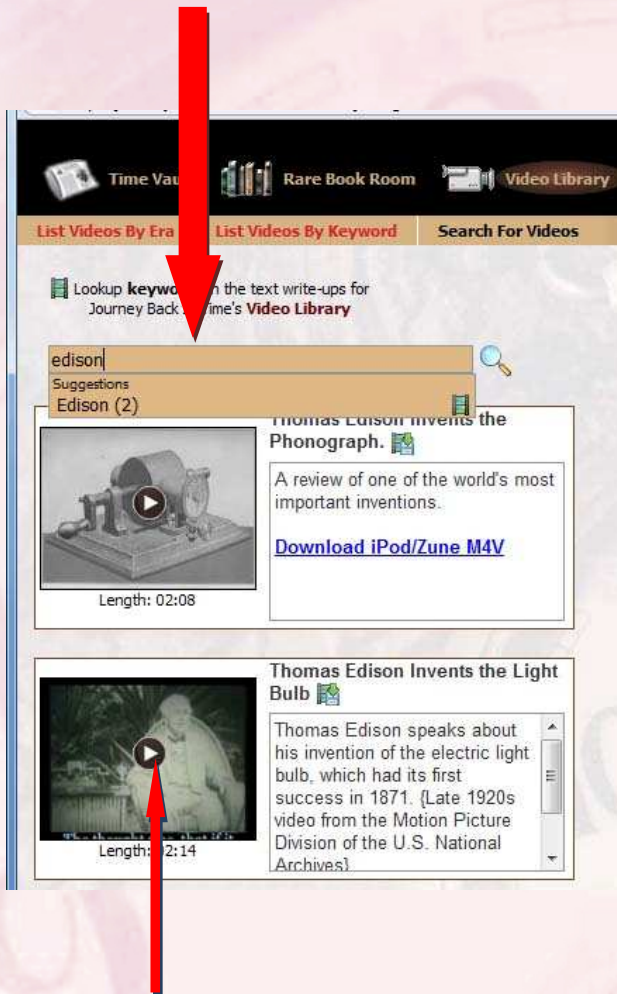
Clicking the tab produces a list of videos *in alphabetical order* (for ALL eras) →

Click the item's square icon to view the video →



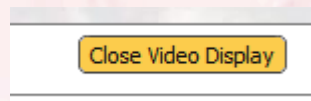
The third search option is *Search-as-you-type*:

Enter a **topic** in the box, and icons for the topic appear:



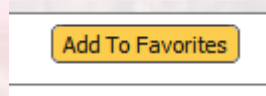
Click the center play button to view the selected video.

To close a video, click the “**Close Video Display**” at the top of your browser →



There is a facility for saving videos to “**My Favorites**”

When viewing a video, just click the “**Add to My Favorites**” tab at the top of your browser. →



Next, complete the items in the dialog box →

Login to use Favorites, Lessons & Games
Required *

You need an individual Username and Password so you can play and save games, and save articles, books and videos for easy access later. Choose a Username and Password that is easy to remember for you. Write them down for future reference. You must use at least 3 letters and/or numbers, but no symbols. If the Username you choose is already taken, try adding a number or letter to the beginning or end of it. That may be enough to make it unique!

DO NOT check Remember me if this computer is used by people other than you - they would be able to change your saved information.

User Name * (lowercase-min 3 characters) ?

User Password * (lowercase-min 3 characters) ?

Repeat Password * (lowercase-min 3 characters)

Student ID

First & Last Name *

User Email

*Password for Username can be sent to Email if you forget it
if the above login does not exist, it will be created.*

I am a teacher

Remember me

After completing the items, click “**Login**”

You will be returned to the Video Library page, with the ability to save to your Favorites, which are unique to your login profile, accessible only to you.