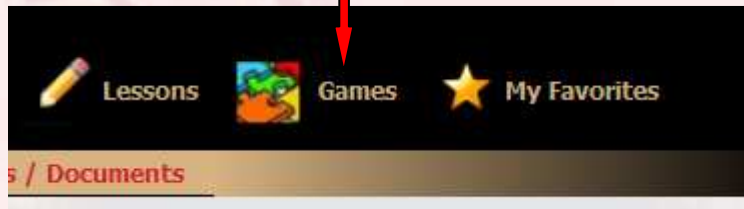


GAMES

OVERVIEW

Educational games are a great way to learn, and ours include study guides with videos and slide shows with questions and answers for preview before playing. Let's see how they work:

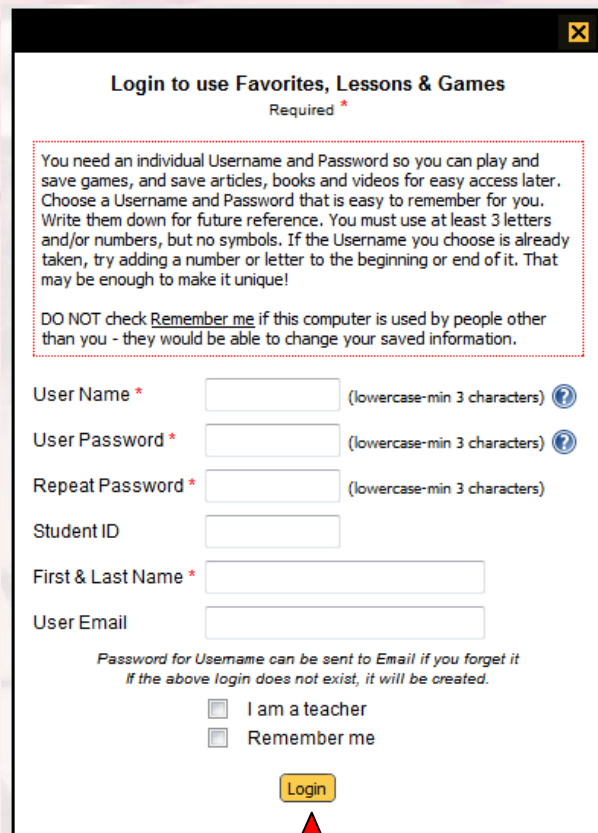
Begin by clicking the “**G**ames” tab →



In order to save your scores, click the “**L**ogin” button →



To save scores, fill in the items on the following login screen. The information you enter here will be used to save and process scoring material. Be sure to enter a unique User Name: Be creative! For example, if your real name is Mike, try a User name of 7Mike7, or ekiM44. If you get a system response that the User Name you tried was already taken, then try again, with more creativity.



Login to use Favorites, Lessons & Games
Required *

You need an individual Username and Password so you can play and save games, and save articles, books and videos for easy access later. Choose a Username and Password that is easy to remember for you. Write them down for future reference. You must use at least 3 letters and/or numbers, but no symbols. If the Username you choose is already taken, try adding a number or letter to the beginning or end of it. That may be enough to make it unique!

DO NOT check Remember me if this computer is used by people other than you - they would be able to change your saved information.

User Name * (lowercase-min 3 characters) ?

User Password * (lowercase-min 3 characters) ?

Repeat Password * (lowercase-min 3 characters)

Student ID

First & Last Name *

User Email

*Password for Username can be sent to Email if you forget it
if the above login does not exist, it will be created.*

I am a teacher

Remember me

To continue, click “**Login**”

A selection of games appears. Choose a game to play, and click the “**Play Game**” button in the center of a game’s image:



The game will open in Slide Show (Study Guide) mode →

Use the circled arrows to move through the Study Guide →



To view a correlated video, just click “**Play Video**”



Slide Show Play Game Scores Score: 0

QUESTION:
Who said, Give Me Liberty or Give Me Death?

ANSWER:
Patrick Henry.

Play Video

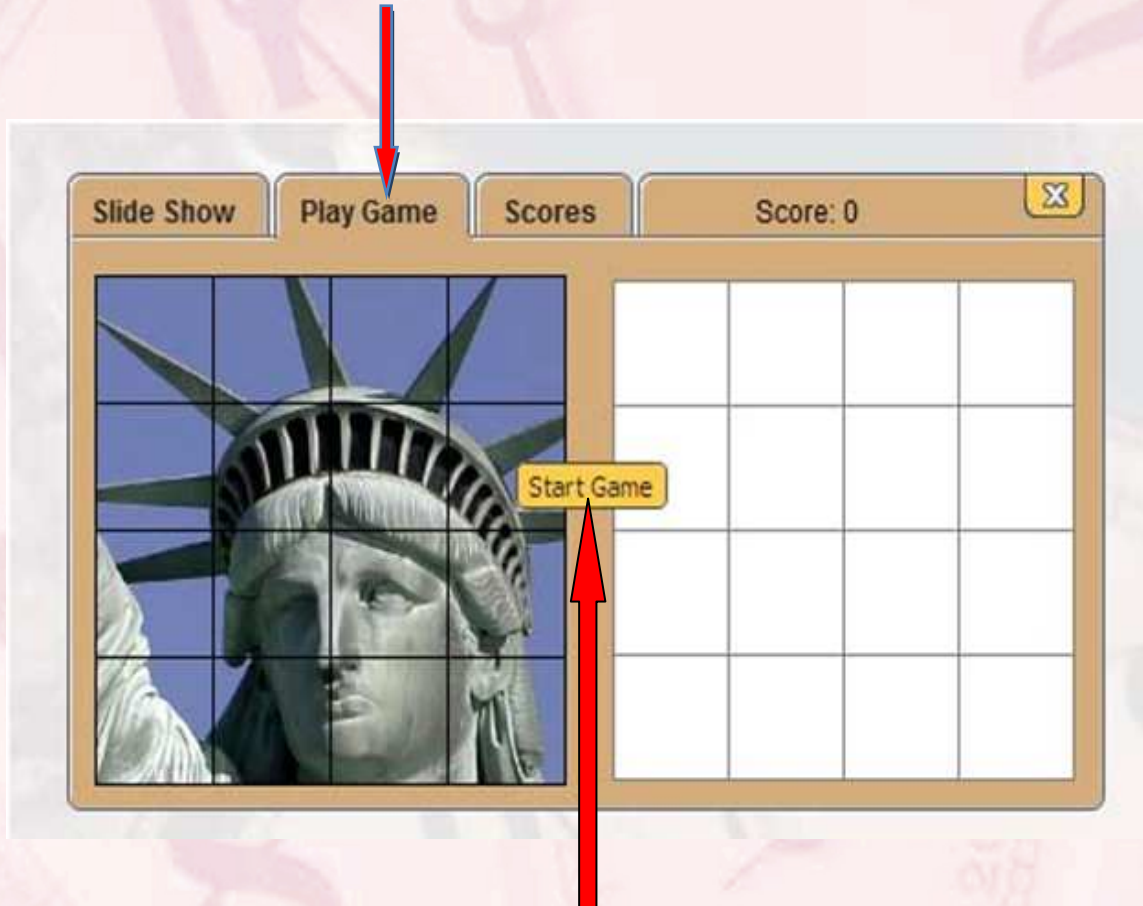
Teachers have access to students' scores in three formats:
Comma Separated Values,
Tab,
Text.



The screenshot shows a window titled 'Scores' with a 'Score: 0' indicator. It contains a table of grades for 'Journey Online High School' and three buttons for downloading the data: CSV, TAB, and TXT.

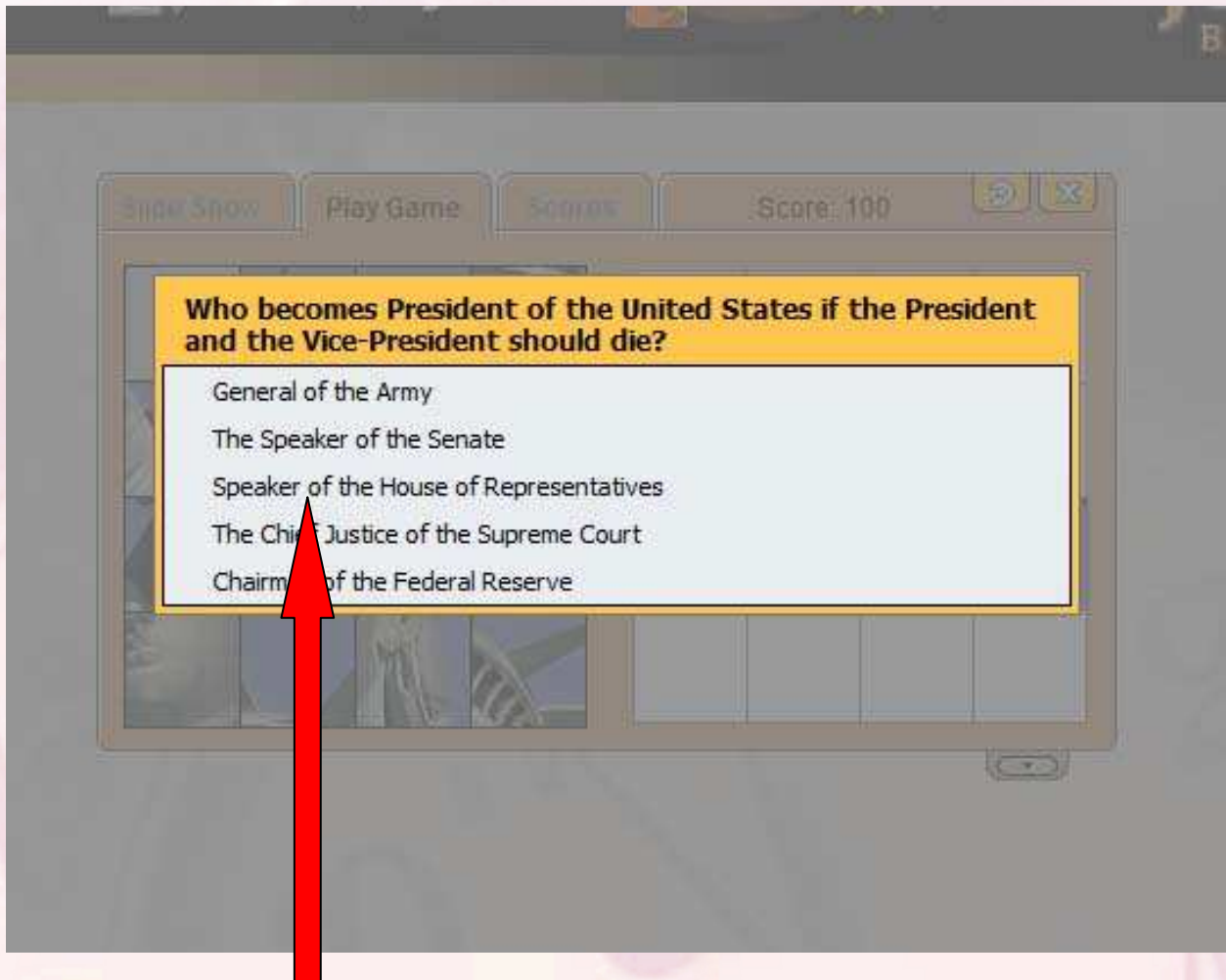
Player	% Grade
dave	80
linda	85

To play a game,
simply click the “**Play Game**” tab:



To start the game, click the “**Start Game**” button

Clicking on a puzzle piece from the left-hand image moves the piece to the right and produces a question, with possible answers →



Click on your choice for an answer (and remember that your score also depends on time consumed).

Complete instructions are provided →

To play the game, move pieces of the puzzle from the left to the right. To move a piece click the piece and answer the question correctly.

Each correct answer **adds 100 points** to your score. Each incorrect answer **deducts 50 points**. An incorrect answer will disable that piece for 10 seconds.

There are 4 rows of 4 pieces. Assemble each row in sequence from left to right and get **100 bonus points** for that row.

Perfect score: 2000 (1600 all correct plus 400 bonus).